

30+ LEADING INDICATORS



Choose measures that:



align with local initiatives




are designed and tested for each year



offer in-depth flexibility within a domain

## CUSTOMISED PRIMARY SCHOOL SURVEYS

### Measures for Years 4-6

### SOCIAL-EMOTIONAL OUTCOMES

**SOCIAL ENGAGEMENT**

- Participate Sports
- Participate Clubs
- Sense of Belonging
- Positive Relationships
- Watch TV
- Read Books for Fun
- Using ICT
- Using Phone

**INSTITUTIONAL ENGAGEMENT**

- Values School Outcomes
- Homework Behaviour
- Homework Time
- Positive Behaviour at School

**INTELLECTUAL ENGAGEMENT**

- Interest and Motivation
- Effort
- Skills-Challenge

**EMOTIONAL HEALTH**


- Anxiety



### PHYSICAL HEALTH OUTCOMES


**PHYSICAL FITNESS**

- Physical Activity – Moderate
- Physical Activity – Intense
- Healthy Weight



### DEMOGRAPHIC FACTORS

- Year Level
- Sex
  - Sex Inclusive
  - Gender Identity
- Socio-Economic Factors
- Language Spoken at Home
- Immigrant Status
- Aboriginal Status
- Age



### DRIVERS OF STUDENT OUTCOMES

**QUALITY INSTRUCTION**

- Effective Learning Time
- Relevance
- Rigour

**SCHOOL CONTEXT**

- Bully-Victim
- Bully and Exclusion
- Feel Safe Attending this School
- Advocacy at School

**CLASSROOM CONTEXT**

- Positive Teacher-Student Relations
- Positive Learning Climate
- Expectations for Success

**FAMILY CONTEXT**

- Advocacy Outside of School